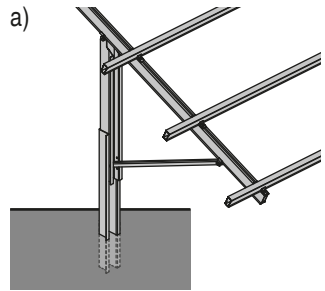
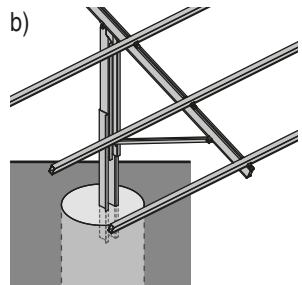


Foundation Type

Rammed System

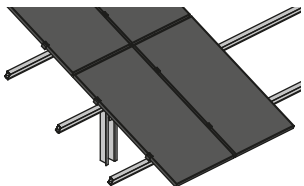


Cast-in System

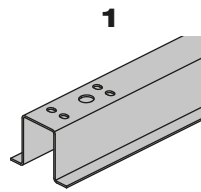


Panel configuration

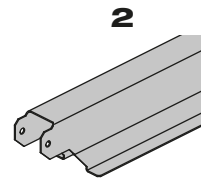
Portrait (P)



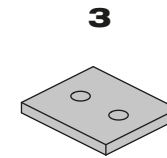
Parts List




MSP-SP1-RP3 /
MSP-SPT1-RP4



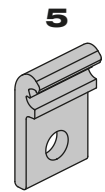
MSP-SPT1-SP2,5 /
MSP-SP2,5 ZM



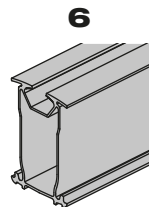
MSP-SPT1-P



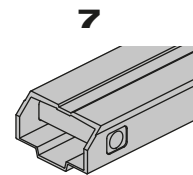
M12x25 HDG



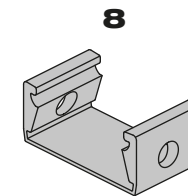
MSP-EXR




MSP-TC



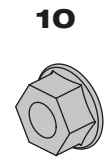
MSP-SC



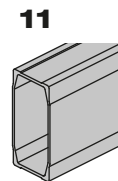
MSP-FRK



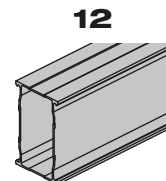
M12x100 A2



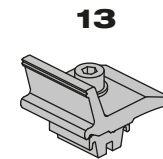
M12 A4



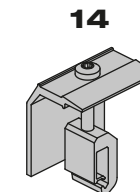
MSP-LS



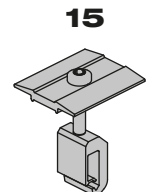
MSP-LC



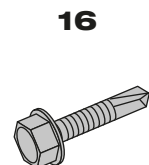
MSP-WFL



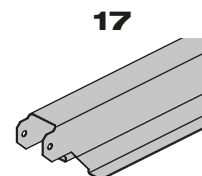
MSP-EC-H



MSP-MC-H



S-MD03S 5,5x26



MSP-SPT1-CI2,5

